



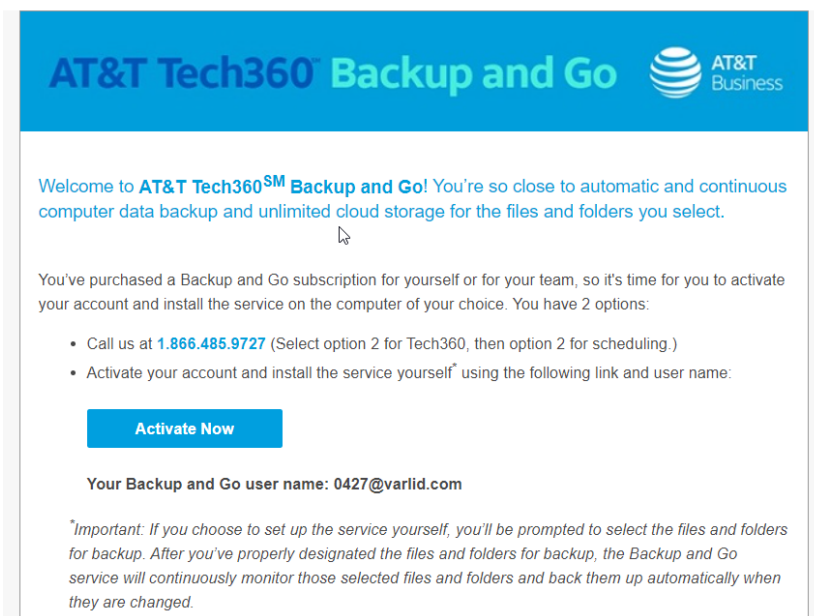
# Backup and Go Activation (for Mac OS users)

*If you are using Windows, please refer to the Windows activation guide*

## Welcome email activation link

It all begins with you receiving a Welcome Email in your email inbox. This Welcome email is sent to the email address you registered with your Backup and Go or Backup and Go Premium subscription.

The welcome email has an activation link which is valid for 7 days. If your activation link is expired when you click on it, the service will send you a new welcome email with a new activation link. Find this new email and click on the activation link.



**Click on the “Activate Now” button to proceed.**

## Activation Page with set password and acceptance of Terms of Service

When you click on “Activate Now” in the welcome email, you are directed to the Backup and Go service to enter a password for your account.



Welcome to AT&T Tech360<sup>SM</sup> Backup and Go

For your security, please create a new password and activate your account.

Full name

New password  
 ✓

Confirm Password  
 ✓



[Terms of Service](#) | [Help](#) | [Privacy Policy](#) | [End User License Agreement](#) | [Privacy Agreement](#) | [Do Not Sell My Personal Information](#)

Enter a password and click on “Activate Account”.

In order to proceed to the service you must read and accept the Terms of Service.



[AT&T Tech360<sup>SM</sup> Terms of Service](#)

At the bottom of the page, you will find the “Accept” button.



Click on “I Accept the AT&T Terms and Conditions”.

Now you are logged in to your Backup and Go online service. At the top you will see a wizard with steps to complete your activation.

Completing your account setup

There are 4 steps toward securing and protecting your important files:




Sign up

Create your Backup and Go Account.



Install Backup and Go

This program will protect your device files with near real time backup.



Configure

Select folders to protect with near real time backup.



Protected

Your files are being secured. Check progress in the BACKUP section below.

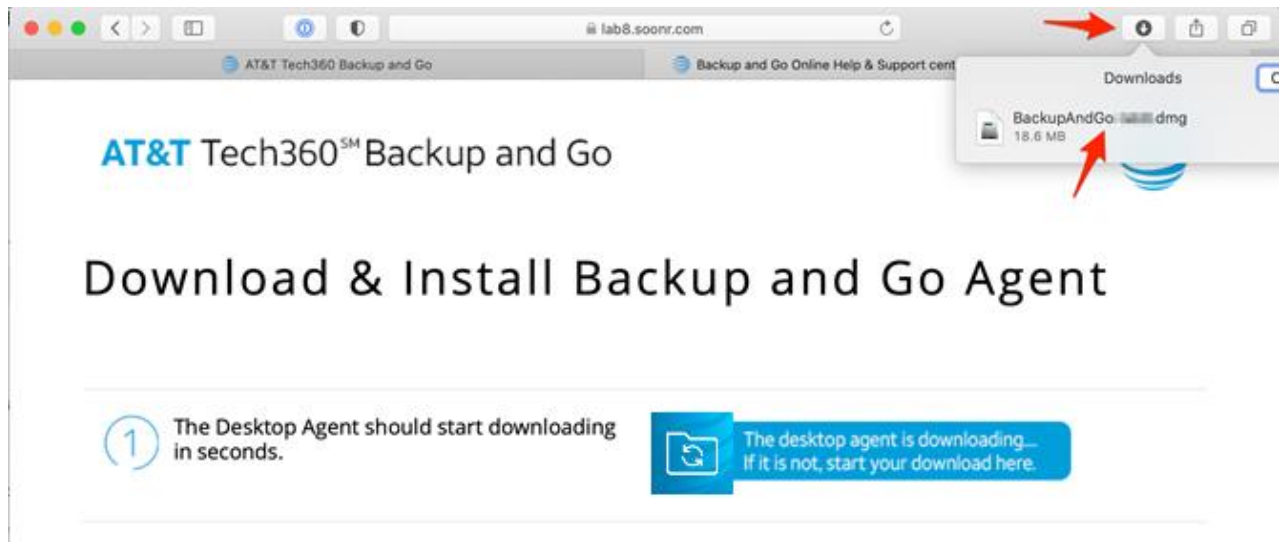
Favorites

Recent Changes

Public Shares

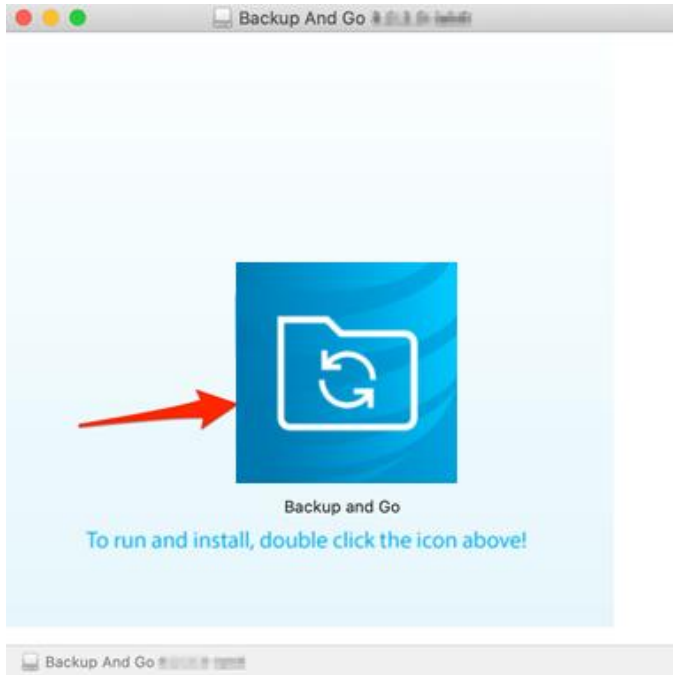


Click on "Install Backup and Go".



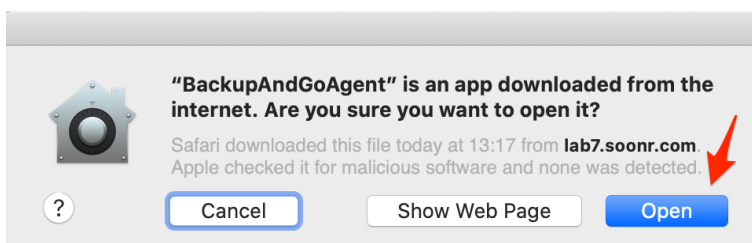
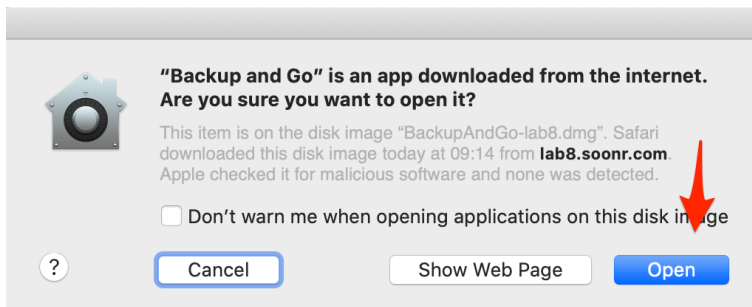
An install guide will appear and the Backup and Go installer will automatically be downloaded.

Open the BackupAndGo.dmg file



Double Click on the Icon to install.

When one or more warning appear, please click on Open



Enter your email address and click on "Next"

Account Setup

AT&T Business Setup Backup And Go

Email address:

Back Next

Enter your password and click on "Next"

Account Setup

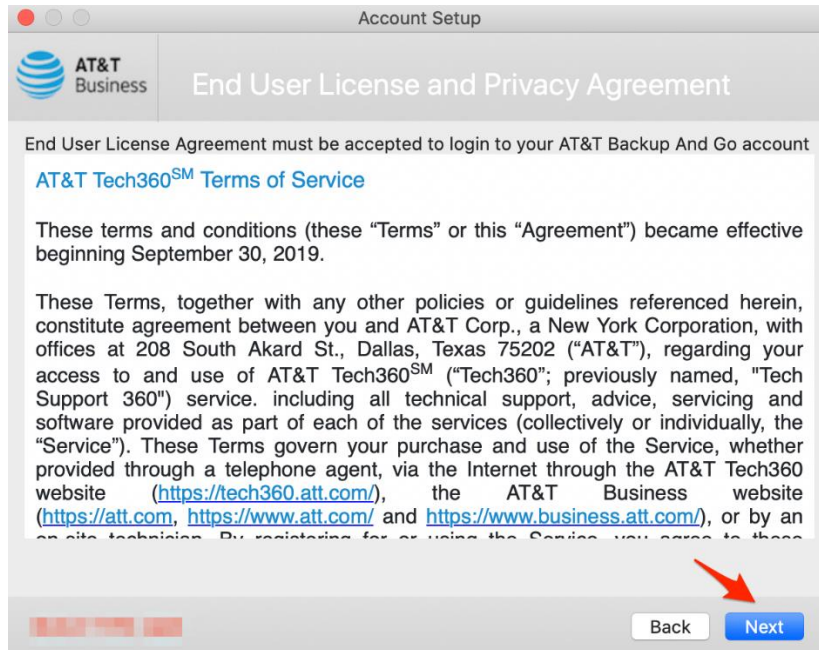
AT&T Business Setup Backup And Go

john.smith@.com

Password:

Back Next

## Read the Terms of Service and Click on "Next"



Account Setup

AT&T Business

### End User License and Privacy Agreement

End User License Agreement must be accepted to login to your AT&T Backup And Go account

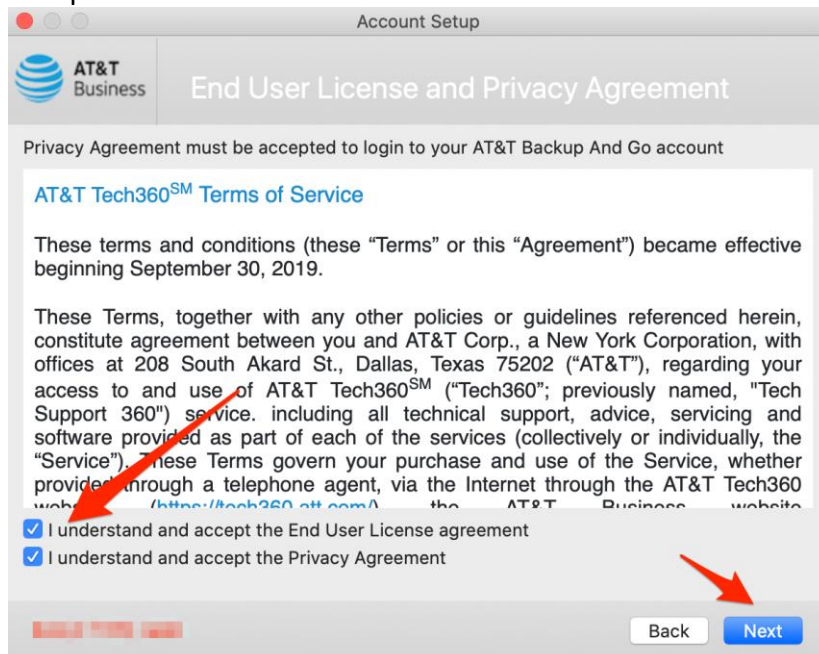
[AT&T Tech360<sup>SM</sup> Terms of Service](#)

These terms and conditions (these "Terms" or this "Agreement") became effective beginning September 30, 2019.

These Terms, together with any other policies or guidelines referenced herein, constitute agreement between you and AT&T Corp., a New York Corporation, with offices at 208 South Akard St., Dallas, Texas 75202 ("AT&T"), regarding your access to and use of AT&T Tech360<sup>SM</sup> ("Tech360"; previously named, "Tech Support 360") service, including all technical support, advice, servicing and software provided as part of each of the services (collectively or individually, the "Service"). These Terms govern your purchase and use of the Service, whether provided through a telephone agent, via the Internet through the AT&T Tech360 website (<https://tech360.att.com/>), the AT&T Business website (<https://att.com>, <https://www.att.com/> and <https://www.business.att.com/>), or by an on-site technician. By registering for or using the Service, you agree to these

Back Next

## Accept the Terms of Service and Click on "Next"



Account Setup

AT&T Business

### End User License and Privacy Agreement

Privacy Agreement must be accepted to login to your AT&T Backup And Go account

[AT&T Tech360<sup>SM</sup> Terms of Service](#)

These terms and conditions (these "Terms" or this "Agreement") became effective beginning September 30, 2019.

These Terms, together with any other policies or guidelines referenced herein, constitute agreement between you and AT&T Corp., a New York Corporation, with offices at 208 South Akard St., Dallas, Texas 75202 ("AT&T"), regarding your access to and use of AT&T Tech360<sup>SM</sup> ("Tech360"; previously named, "Tech Support 360") service, including all technical support, advice, servicing and software provided as part of each of the services (collectively or individually, the "Service"). These Terms govern your purchase and use of the Service, whether provided through a telephone agent, via the Internet through the AT&T Tech360 website (<https://tech360.att.com/>), the AT&T Business website (<https://att.com>, <https://www.att.com/> and <https://www.business.att.com/>), or by an on-site technician. By registering for or using the Service, you agree to these

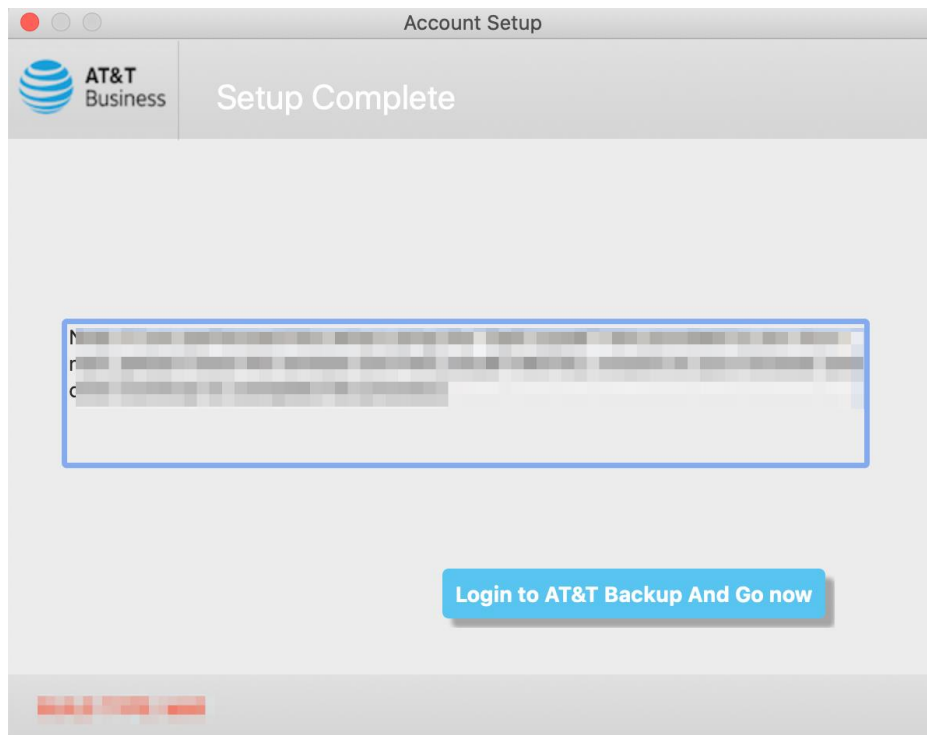
I understand and accept the End User License agreement

I understand and accept the Privacy Agreement

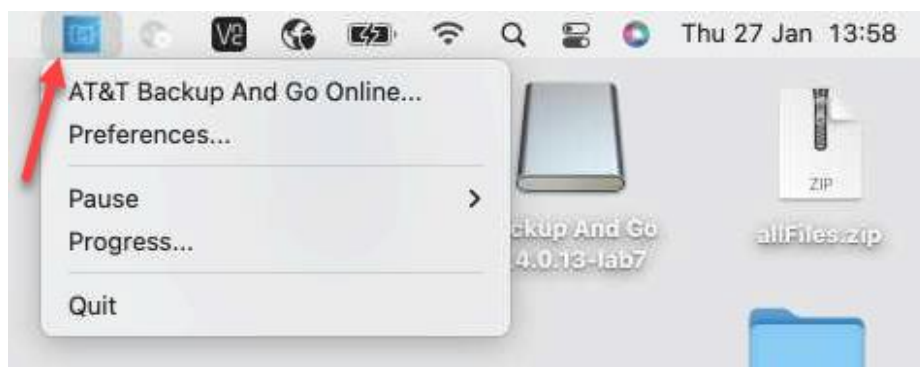
Back Next

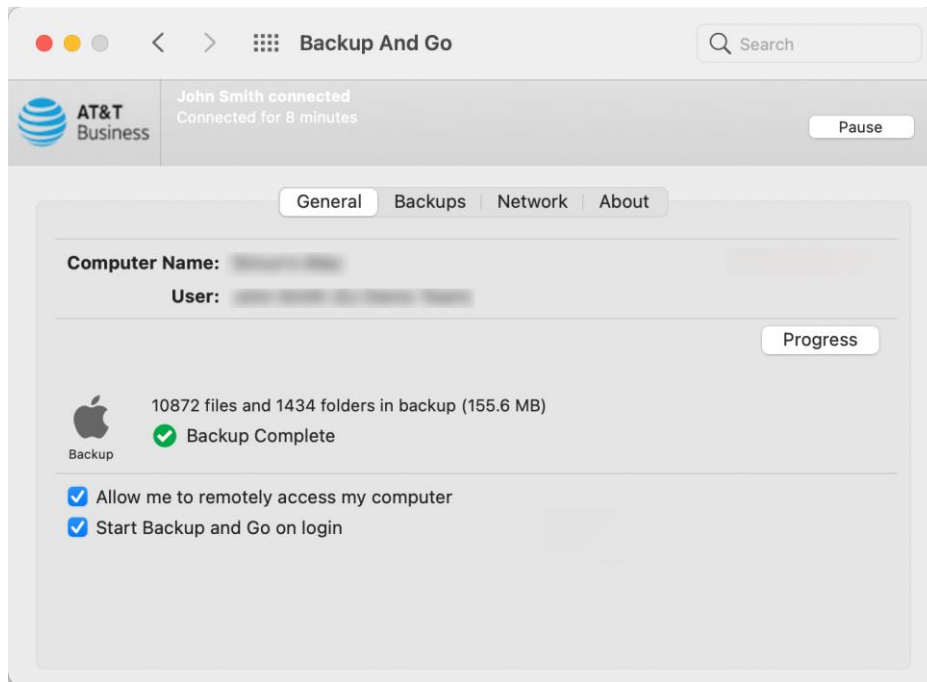
The agent will automatically select your User Profile for backup.

The agent installation is now complete:



The Backup and Go Agent is now preparing your data for backup. You can open the Backup and Go properties by clicking on the icon on the Mac OS taskbar and select "Preferences...".





## Mobile Apps

Mobile apps are available in Google Play and Apple Appstore. All you need to connect the Backup and Go App to your Backup and Go subscription is your email address and password.

## Tech360 Support

We're here for you 24 hours a day, 365 days a year! Should you have any Backup and Go related questions, feel free to contact us at 1.866.485.9727 or [Go to Tech360 Online](#) to schedule a support appointment